

**Description** Diaphragm precision pressure regulator of very small design and low air consumption compressed air or non-corrosive gases

**Media** max. 10 bar

**Supply pressure** response sensitivity:  $\pm 0.2\%$  FS

**Accuracy** repeatability:  $\pm 0.3\%$  FS

**Air consumption** supply sensitivity: 35 mbar for a 7 bar supply pressure change

**Adjustment** max. 3 l/min at 10 bar supply pressure. Consumption depends on supply pressure.

**Relieving function** by handwheel with locknut

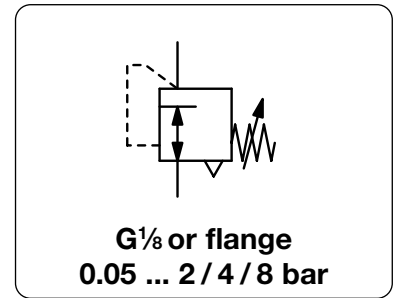
**Gauge port** relieving

**Mounting position** G $\frac{1}{8}$  on both sides of the body, screw plug supplied

**Temperature range** any

**Material** 10 °C to 70 °C / 50 °F to 158 °F

Body: zinc die-cast  
Elastomer: NBR/Buna-N  
Inner valve: stainless steel and brass



Dimensions			Flow rate	Supply pressure	Connection thread	Pressure range	Order number
A	B	C	l/min*1	max. bar	G / flange	bar	

Precision pressure regulator							supply pressure max. 10 bar, relieving, with constant bleed	R90
35	94	10	200	10	G $\frac{1}{8}$	0.05...2		R90-01A
						0.08...4		R90-01B
						0.10...8		R90-01C



R90

Precision pressure regulator with flange							supply pressure max. 10 bar, relieving, with constant bleed	R90-P
35	106	12	200	10	Flansch	0.05...2		R90-P1A
						0.08...4		R90-P1B
						0.10...8		R90-P1C

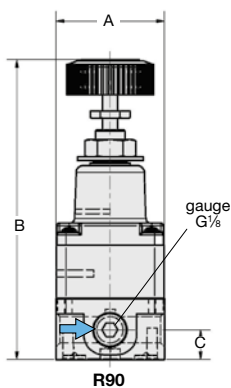
## Accessories, enclosed

pressure gauge	$\varnothing 23$ mm, 0...*2 bar, G $\frac{1}{8}$	MA2301-...*2
mounting bracket	made of steel, mounting nut at the device	BW10-02

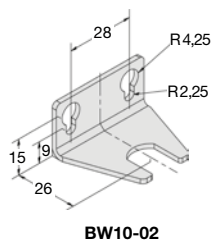
Precision



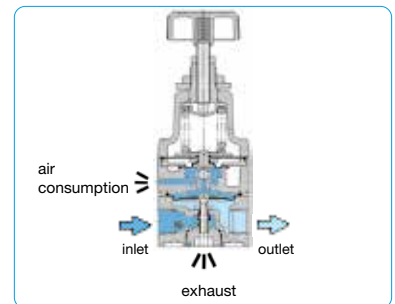
5



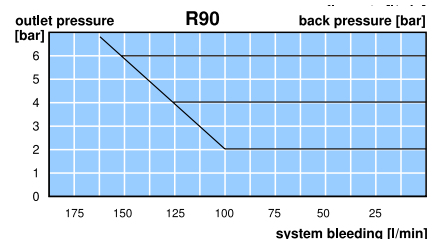
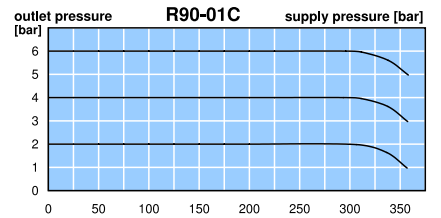
R90



BW10-02



cross-section



\*1 for compressed air : 7 bar supply pressure, 6 bar outlet pressure and 1 bar pressure drop  
\*2 04 = 0...4 bar, 10 = 0...10 bar

Gauges: see chapter for measuring devices

PDF CAD  
www.aircom.net



Order example:  
R90-01A